


# Here I Am Now!

The App that helps you find those elusive house numbers

An iOS App for the iPhone  
& Apple Watch



[Download Here I Am Now!](#)

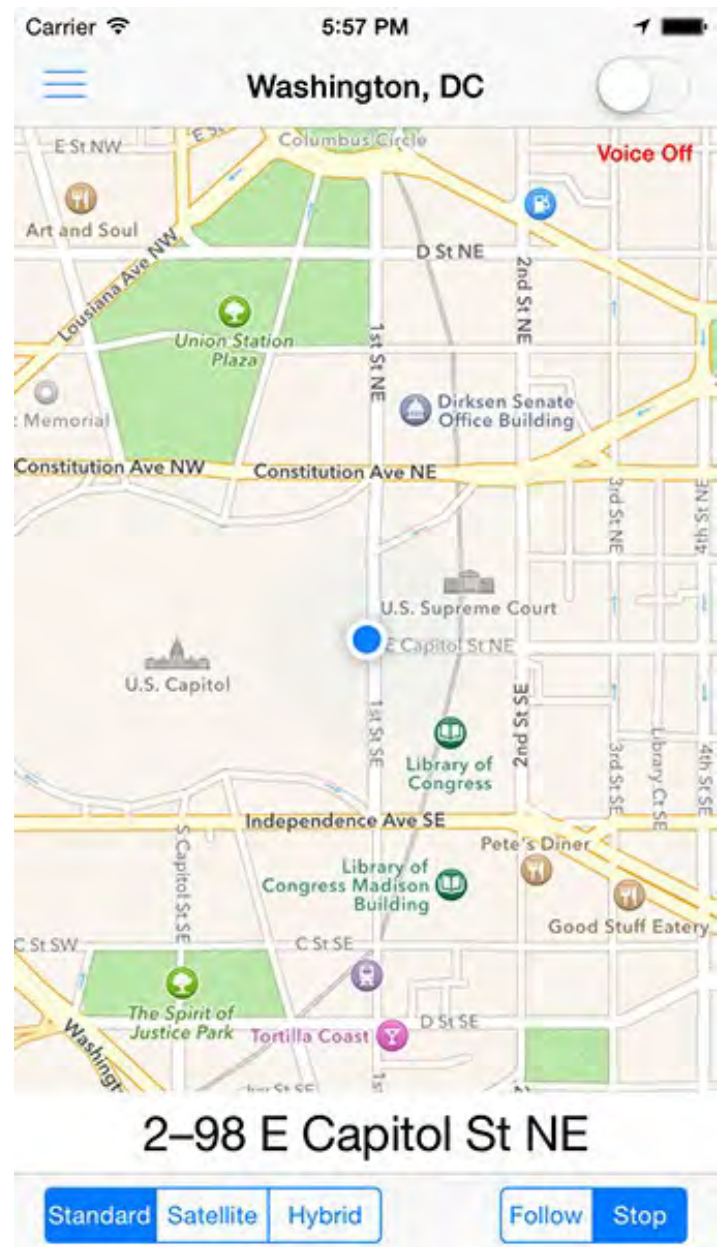


## Here I Am Now! iPhone App

Have you ever had difficulty in finding a specific house or business using street numbers?

Street numbers on buildings and businesses are often not visible from the street. Curbside numbers are often obscured by parked cars. And house and business numbers are usually unreadable in the dark. Car navigation systems will get you near the address, but it can still be difficult to find a specific building or residence.


**Here I Am Now!** solves this problem in many cases.



# Here I Am Now!

<http://www.grwsystems.com/hereiamnow/>

## KEY FEATURES



Follow your location on a map with individual street addresses displayed and spoken. Display Satellite or Hybrid views if desired.




Display a Street View of your current location and view varied directions if desired.



View detailed information on your current location, including latitude, longitude, altitude, and address information.




Share your location, if desired, by social media, including SMS Messages, email, Facebook, Twitter, and many other services.



Set default voice, voice rate, voice pitch, speedometer and course direction display, and voice language.



View general information about the Here I Am Now! iPhone App.



Launch **Here I Am Now!** on Apple Watch. Follow your location on a map with individual street addresses displayed and spoken on the Apple Watch.

# Here I Am Now!

## iPHONE FEATURES

- Here I Am Now! displays your current location on a map and follows you as you move. It uses reverse geocoding and speech synthesis to display and announce each street address as you pass nearby (e.g.; “4 Elm Street”, “6 Elm Street”, “8 Elm Street”, etc.). It follows you on a detailed map as you drive, ride, or walk past buildings and residences, verbally announcing each address as you pass by. The use of synthesized speech means that you are not distracted by having to look at a screen, but rather can just listen to the spoken addresses as you pass nearby.
- Here I Am Now! displays a speedometer and compass overlay on the map display whenever you are moving. The speedometer displays your current speed and the compass displays your current course direction. This overlay appears at the bottom of the map display and disappears whenever you are stationary.
- Here I Am Now! implements Dark Mode with iOS 13.
- Here I Am Now! is very simple to use, requiring no setup - just launch Here I Am Now! and it immediately begins to follow you.
- Here I Am Now! allows you to share your current location with friends and family, but only if you elect to do so. You can send your current location information via Messages and Mail, or post it to Twitter, Facebook, and many other services. The information sent varies by service selected, but generally includes your current location information (street address, city, state, and zip code), your current map coordinates (latitude & longitude), and an optional photo of your location, allowing others to quickly find directions to your current location using the iOS Maps App or other navigation App.
- You can take a photo of your current location or a selfie at your current location, or use any photo currently on your iPhone, to include with your shared location information if you so desire.
- Here I Am Now! furthermore displays a street view of your current location in areas where street view is available, which is especially helpful at night when a daytime view of your location may be essential in identifying that you are in the correct location.
- Here I Am Now! also provides more detailed location information including your current latitude, longitude, altitude (feet and meters), speed (mph, km/h, and knots), course, and estimated location accuracy, as well as complete address information (including street address, city, county, area, state, and country).
- Here I Am Now! provides 3D Touch Quick Action support for recent iPhones. It provides Quick Actions (shortcuts) from the Here I Am Now! application icon to immediately launch Here I Am Now! with or without voice, speak the current street address, or go directly to send your current location via email or social media. Here I Am Now! also provides a Siri Shortcut to allow the current street address to be spoken directly from Siri.

# Here I Am Now!

- Here I Am Now! uses a Slide-out Sidebar Menu (accessible by swiping to the right or by tapping the list button at the top-left of navigation bar) to quickly and easily navigate to the various screens.
- You can also launch the Here I Am Now! iPhone App by simply asking Siri to “Launch Here I Am Now”.
- Here I Am Now! is fully compatible with iOS 13 and the latest Apple iPhones.

## APPLE WATCH FEATURES

- **Here I Am Now!** provides interoperability with the Apple Watch (including the Apple Watch Series 4 with LTE). The **Here I Am Now!** Watch App operates independently of the iPhone with watchOS 6. The **Here I Am Now!** Watch App allows you to turn the synthesized Apple Watch voice on or off so that you can listen to your current address even when the iPhone is not present. The **Here I Am Now!** Watch App provides a small detailed map of your current location, as well as a display of your current street address. The Watch App allows you to zoom the map in or out to achieve the best view. The **Here I Am Now!** Watch App follows you as you move along in sync with the **Here I Am Now!** iPhone App if the iPhone is available. When using the Apple Watch Series 3 or 4 with LTE, the **Here I Am Now!** Watch App follows you as you move along using its cellular connection even when the iPhone is not present.
- Here I Am Now! for Apple Watch also allows the user to select optional complications for the watch face. These complications include (depending upon the specific complication selected) a small image, a small image with the current date, and a small image with the current date and time zone. Pressing on any of these complications will also launch Here I Am Now!. Here I Am Now! for Apple Watch also provides four additional complications for use with the latest Apple Watches.

# Here I Am Now!

## OTHER INFO

- Obviously Here I Am Now! is only effective in areas where locations have been geocoded, but that includes most cities in the US. Here I Am Now! also relies on GPS signals to determine your detailed location and cell (or Wi-Fi) network connections to access the geocoding data. As with all navigation applications, the accuracy of information displayed and spoken by Here I Am Now! is dependent on many factors, including GPS and geocoding availability and accuracy, and network connectivity.
- Here I Am Now! for Apple Watch can operate totally independent of the iPhone with watchOS 6. If the iPhone is available, Here I Am Now! for Apple Watch can launch the Here I Am Now! iPhone App in the background to obtain additional GPS information without the need to physically access the iPhone and manually launch the Here I Am Now! iPhone App. Here I Am Now! automatically terminates background operation after several minutes to conserve battery usage. Please note that continued use of GPS running in the background can dramatically decrease battery life.

# Here I Am Now!

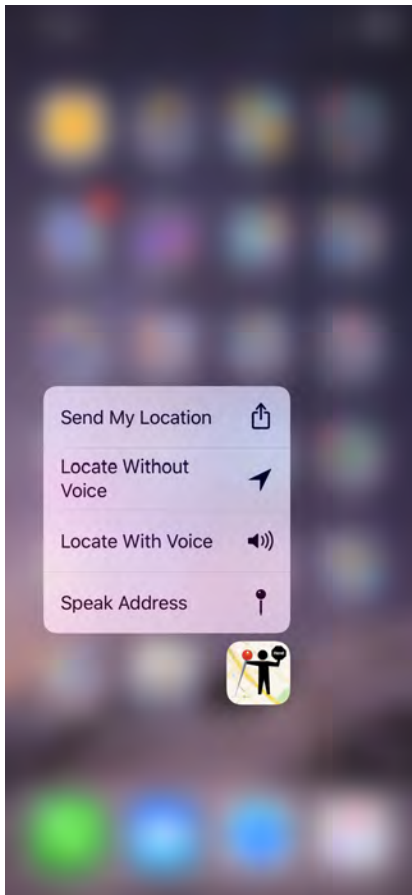


watchOS 4 HereIAmNow! Featured Complications

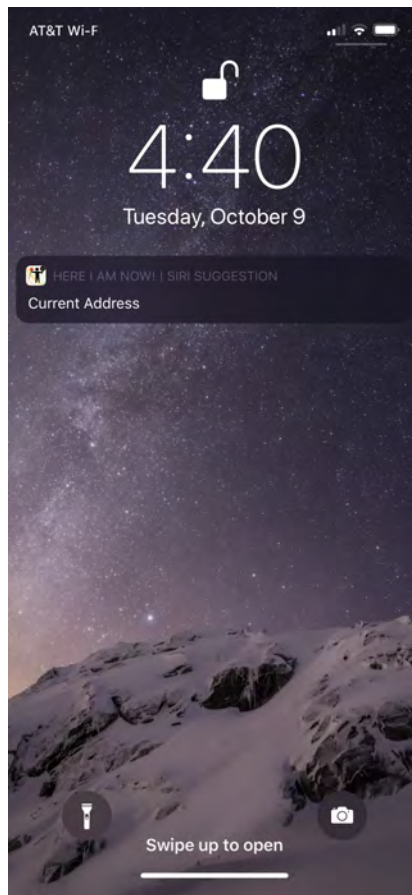


watchOS 5 HereIAmNow! Example Complications

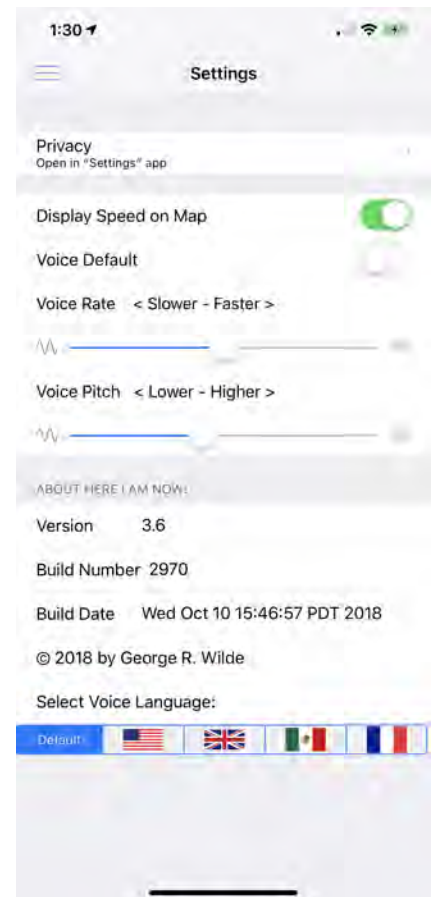
# Here I Am Now!



**3D Touch Quick Action Shortcuts**



**Siri Shortcut**



**Here I Am Now! Settings**